

HIT-to-HOLE™

The future of golf technology



Fairway Markers™

WHY FAIRWAY MARKERS?

Fairway Markers™ *Posts* and *Plates* is a visual aid system that provides golfers with accurate location and distance estimation. The system works completely independent of digital or wearable technologies, such as laser range-finders or GPS watches and smartphone apps.

Laser rangefinders are blocked by line-of-sight obstructions, rendering them unusable on blindholes, doglegs, etc.



Fairway Marker™ Post with
150-meter marking.



Fairway Marker™ Plate with
25-meter marking.



WHY FAIRWAY MARKERS?

With markers placed at 25 m intervals, a golfer is never more than 12,5 m away from a known reference point along the axis facing the green, and achieve:



Better visual distance measurement than GPS watches!

Most people can judge their position relative to a marker at that distance to within 1-2 m. Today's golf GPS watches, on the other hand, typically have an error of at least ± 3 m.



*Fairway Marker™
Post with 150-
meter marking.*



*Fairway Marker™
Plate with 25-meter
marking.*



PRODUCT DESCRIPTION

POSTS

Fairway Marker™ Posts are made with durable and weather-resistant heavy-duty black polypropylene tubes, giving them an approximate lifetime of up to 50 years.

Each post indicates its distance to the center of the green through a specific number of white, reflective rings – each representing 50 meters. The tapes should last at least 10 years and are easily replaceable.

The post is inserted into the ground.
When the post is not present, the post can be located by the small white disc.



PRODUCT DESCRIPTION

PLATES

Fairway Marker Plates fill the 25-meter gap between each Post (or Plate). They indicate their distance to the center of the green using numbers. This design makes them easier to read at close range, while the posts are intended to view from afar. Each plate is made from black environment friendly polypropylene, for long-lasting strength and weather resistance. The plates are secured to the ground by two polypropylene pegs.

Dropzone plates are available.



Item	Dimensions (mm)
Plate	180 x 135 x 3
Peg	L 110



CONFIRMATION FROM THE R&A

The Rules of Golf do not restrict Fairway Markers™, which was confirmed by Colin Edgar at the R&A:



There is nothing in the Rules of Golf to cover [whether golf clubs can use such markers or not], and it doesn't fall under the Rules. The Committee can choose what markers they wish to use.

From a Rules of Golf perspective, the marker posts would either be movable or immovable obstructions depending on how they are positioned.

Colin Edgar, Rules Assistant, Rules of Golf, 04.10.24



FEEDBACK



They are easy to see, even from a long distance, and are especially user-friendly, including for those who are colorblind. Feedback so far has been very positive!

Lena Hartvigsen, Manager at Stord Golf Club, Norway, 27.08.25



The new poles were superb!



Tournament manager at Haugesund Golf Club, Norway, 24.08.25



INSTALLATION

For quick and easy installation of Fairway Markers™, the use of a sub-meter accurate GPS device is highly recommended, though not strictly required. Laser rangefinders, measuring wheels or tape measures can also be used, though their accuracy may be affected by terrain irregularities and line-of-sight obstructions.



The use of a sub-meter accurate GPS unit is recommended.



Push the pins into the ground.

- 1 Locate the *center of green*.
- 2 Locate a Fairway Marker™ *position* at its specified distance from the *center of green* (e.g. 50 m).
Repeat the following for each marker:

POST

- 3 Install the small white detection disc on the ground next to the post by inserting one pin.

PLATE

- 3 Place the plate on the ground.
- 4 Push two pins through the pinholes and into the ground.



PRICES AND ORDERING

Item	Description	Price (EUR)	Price (NOK)
1 × Fairway Marker™ Post	Durable polypropylene post with reflective rings	€ 32	NOK 360
1 × Fairway Marker™ Plate	Durable polypropylene ground plate with numbers	€ 27	NOK 300


Prices include installation sleeves, detection plates and pins as relevant as described above.

Prices exclude VAT and freight and may be subject to import duties (details available upon request).

AG-GPS AS: VAT 920 795 188








Please order by email to

Bjørn Roness: bjorn.roness@ag-gps.net

Alternative: Click  and edit the chart with the quantity of each marker type and meterage.

Screen capture the result– and send to :

bjorn.roness@ag-gps.net

	Num. of Posts	Meterage	Num. of Plates
	–	25 m	<input type="text" value="25"/> <input type="text" value="50"/>
	–	50 m	<input type="text" value="75"/> <input type="text" value="100"/>
	–	75 m	<input type="text" value="125"/> <input type="text" value="150"/>
	–	100 m	<input type="text" value="175"/> <input type="text" value="200"/>
	–	125 m	<input type="text" value="250"/> <input type="text" value="DZ"/>
	–	150 m	<input type="text" value="250"/> <input type="text" value="DZ"/>
	–	175 m	<input type="text" value="250"/> <input type="text" value="DZ"/>
	–	200 m	<input type="text" value="250"/> <input type="text" value="DZ"/>
	–	250 m	<input type="text" value="250"/> <input type="text" value="DZ"/>
	–	Dropzone	<input type="text" value="250"/> <input type="text" value="DZ"/>



A close-up photograph of a white golf ball resting on a vibrant green golf course. The sun is shining brightly from the upper left, creating a lens flare effect and casting a warm glow over the scene. The grass is in sharp focus in the foreground, while the background is softly blurred.

**Our:
NEW PROJECT**

INVESTORS WELCOME



RTK-GPS SYSTEM:

- 10 cm accurate golf player system
- Real time 10 cm accurate PIN position
- Mapping golf courses with 10 cm accuracy.

INTERESTED TO KNOW MORE?

Please contact Bjørn Roness, CEO and Owner:

bjorn.roness@ag-gps.net

[+47 410 43 884](tel:+4741043884)

www.ag-gps.net



LINK to HOME menu



www.ag-gps.net